

Design Inspiration - the details

This exercise will not only help you narrow down your style, but it can help you narrow down the colors, design details, or lifestyle changes you want to implement into your own tiny home. Taking time to notice these details will help you understand why you saved each photo and what you love about the space.

Are there a lot of colors – if so, what are they? Or are the photos more neutral?

What does the flooring look like? Is it wood, vinyl, tile, carpet, etc.? What color is it?

What type of fabrics and textures are used throughout the space?

What type of patterns do you see and in what scale?

What is the ratio of patterns to solids? Is there a little, a lot, or a 50/50 mix?

What colors or patterns are on the rugs?

What color are the walls and ceiling?

What colors, shapes, and textures are in the decorative accessories?

What color and style are the metal finishes? Are they more matte or glossy?

What style and color are the window treatments?

What color is the furniture or cabinetry? What is it made of? Is it stained or painted?

Are the wood tones light, medium, dark, or a combination?

Is there wallpaper? If so, what style and color is it? Does it cover an entire wall, or partial?

If tiles are being used, what style and color are they?

What style of art is on the walls? If framed, what do the frames look like?

Are there a lot of straight lines or ornate curves in the furniture and millwork?

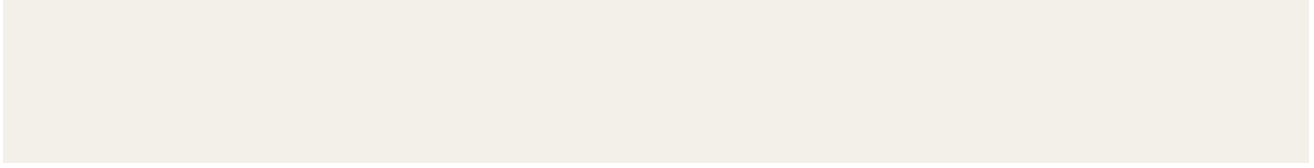
Do you notice any particular era or time-period pieces?

What style is the sofa and what is the fabric made of?


What type of light fixtures are being used?

What does the hardware look like?

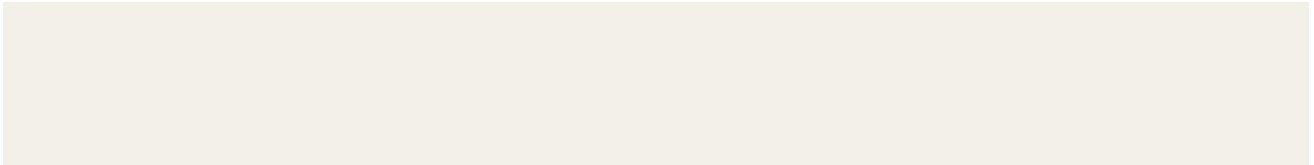
Are there any specific architectural details or wall treatments that stand out?



Are there several decorative items and objects on display, or is it more spacious and minimal?



What do you love about the images you saved?



Additional Notes:

